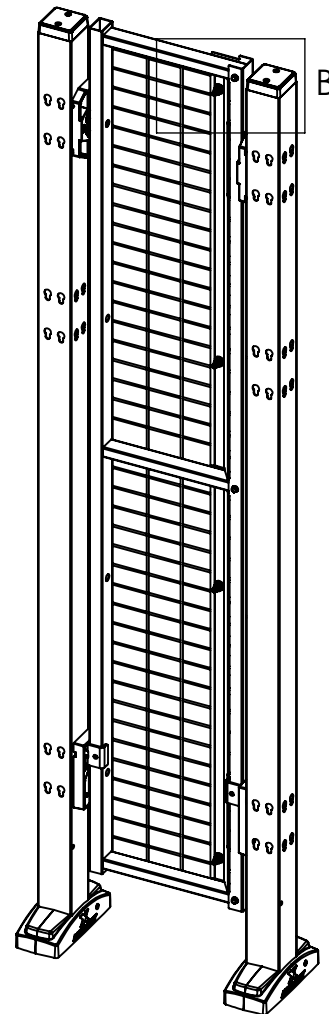
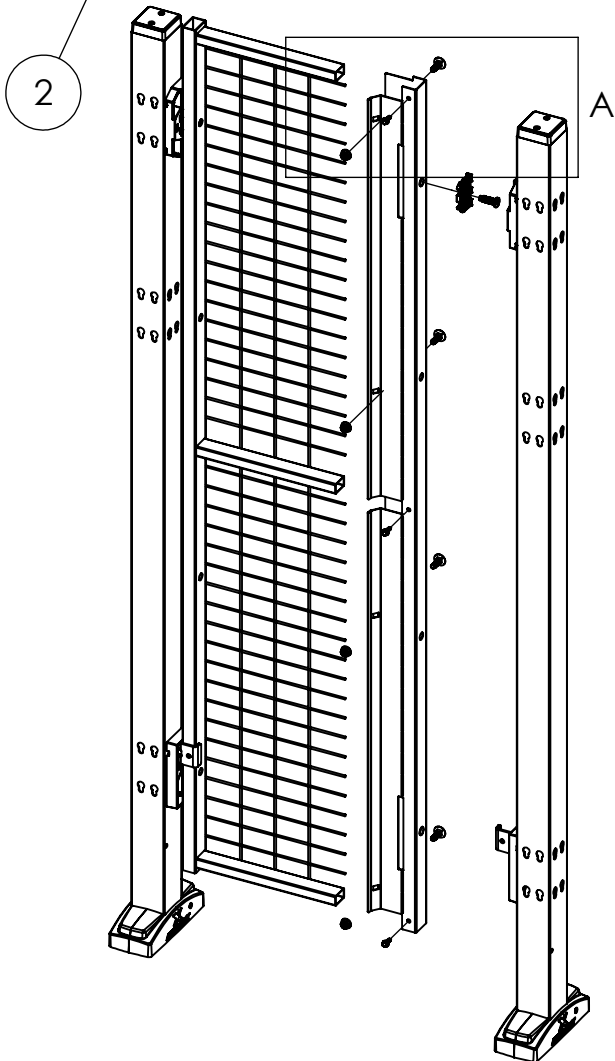
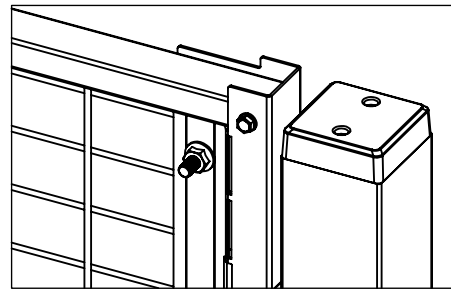
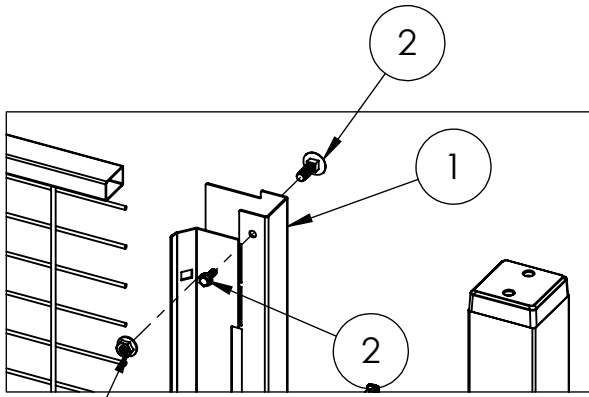


KR-KVC-3-130



ITEM NO. ART NUMBER QTY.

1	G2481-130-3	1
2	B00-029	1

Date: 2018-07-04

Axelent AB

**BOX 1 · KÄVSJÖVÄGEN 17
SE-335 04 · HILLERSTORP
SWEDEN**

**TEL +46 (0)370-37 37 30
INFO@AXELEN.TE
AXELEN.COM**

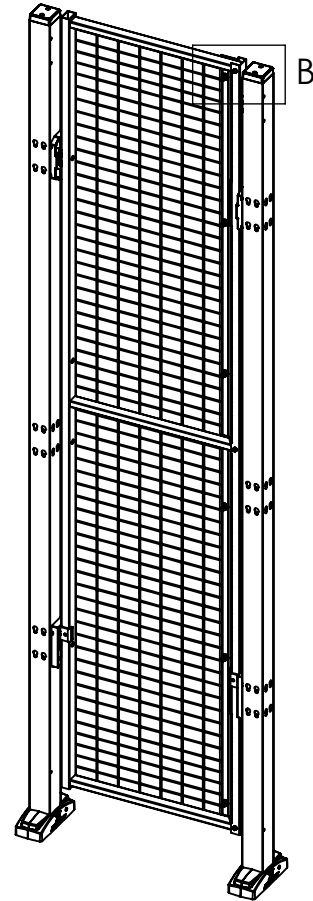
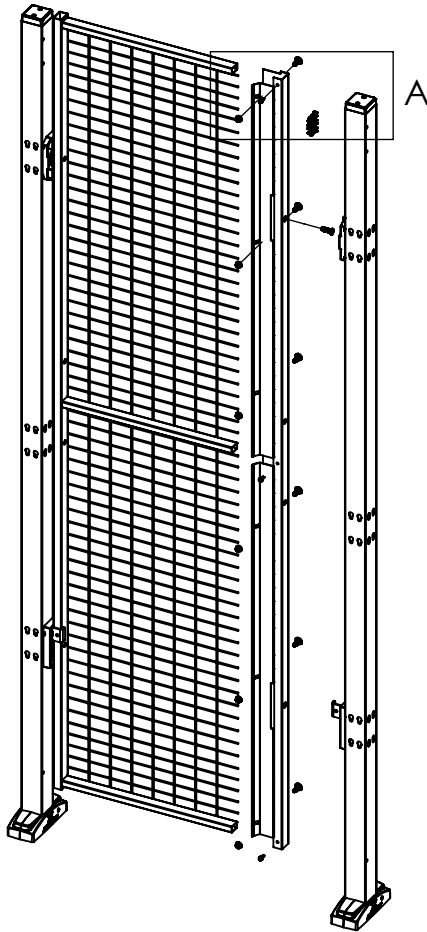
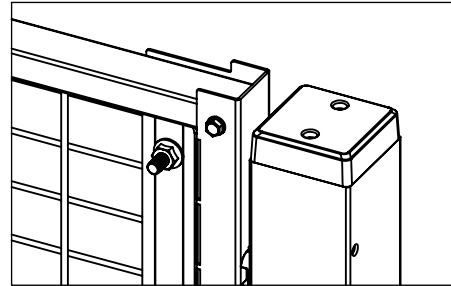
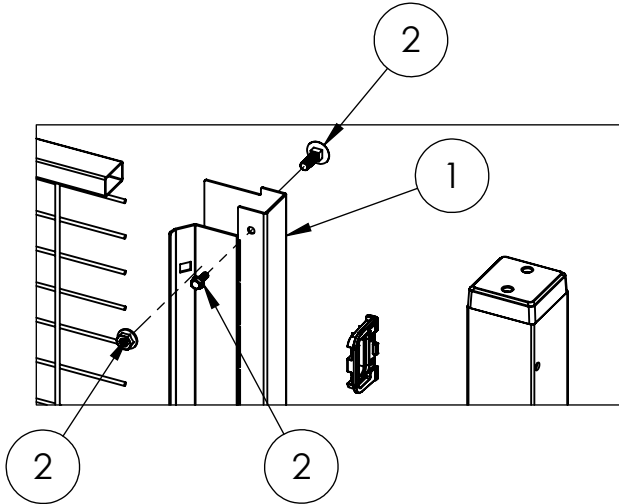
BG инструкции за монтаж
CZ Montážní návod
DE Montageanleitungen
DK Monteringsvejledning
EE Paigaldusjuhendid
ES Instrucciones de montaje
FI Kokoaamisohje
FR Les instructions d'assemblage
GR οδηγίες συναρμολόγησης
HU Összeszerelési utasítások
IE Treoracha cóimeála
IT Istruzioni di montaggio

LT Montavimo instrukcijos
LV Montāžas instrukcijas
MT Istruzzjonijiet għall-immuntar
NL Montage-instructies
PL Instrukcje składowania
PT Instruções de montagem

SE Monteringsanvisningar
SI Navodila za montažo
SK Návod na montáž
UK Assembly guide

C-number (for internal use)	Drawing-ID	Part/Assembly/Config ID (for internal use)	Description / Article number	Version
C-0005559-01	KR-KVC-3-130	Default(KVC-3-130)	Cutting package vertical, X-Guard Classic, H:1300	A.0

KR-KVC-3-190



ITEM NO. ART NUMBER QTY.

1	G2481-190-3	1
2	B00-030	1

Date: 2018-07-04

Axellent AB

**BOX 1 · KÄVSJÖVÄGEN 17
SE-335 04 · HILLERSTORP
SWEDEN**

**TEL +46 (0)370-37 37 30
INFO@AXELEN.TE
AXELEN.COM**

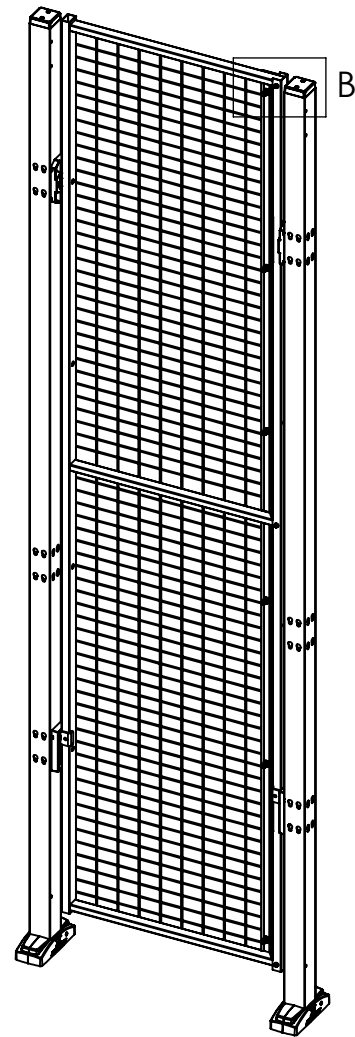
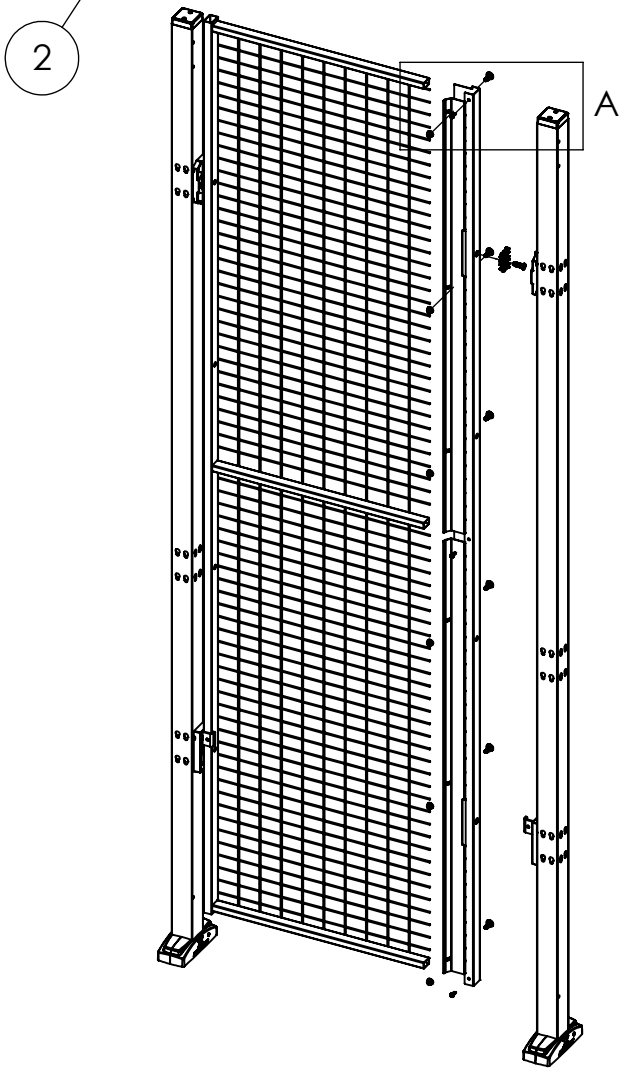
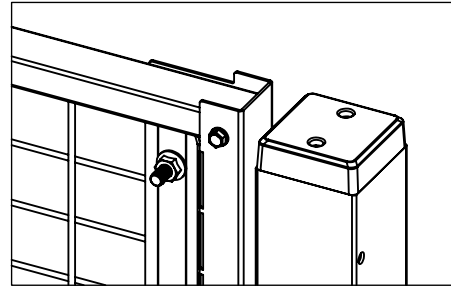
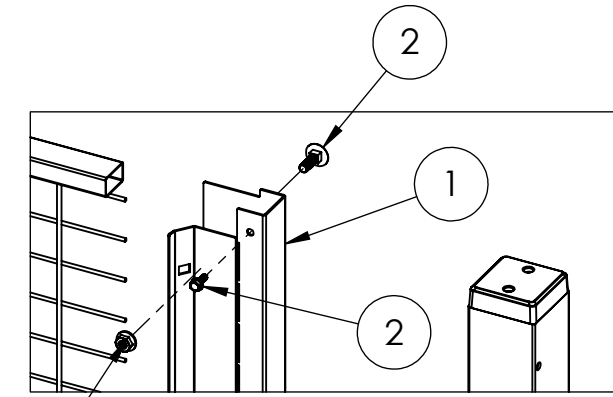
BG инструкции за монтаж
CZ Montážní návod
DE Montageanleitungen
DK Monteringsvejledning
EE Paigaldusjuhendid
ES Instrucciones de montaje
FI Kokoamisohje
FR Les instructions d'assemblage
GR οδηγίες συναρμολόγησης
HU Összeszerelési utasítások
IE Treoracha cóimeála
IT Istruzioni di montaggio

LT Montavimo instrukcijos
LV Montāžas instrukcijas
MT Istruzzjonijiet għall-immuntar
NL Montage-instructies
PL Instrukcje składowania
PT Instruções de montagem

SE Monteringsanvisningar
SI Navodila za montažo
SK Návod na montáž
UK Assembly guide

C-number (for internal use)	Drawing-ID	Part/Assembly/Config ID (for internal use)	Description / Article number	Version
C-0005553-01	KR-KVC-3-190	Default(KVC-3-190)	Cutting package vertical, X-Guard Classic, H:1900	A.1

KR-KVC-3-220



ITEM NO. ART NUMBER QTY.

1	G2481-220-3	1
2	B00-030	1

Date: 2018-07-04

Axellent AB

**BOX 1 · KÄVSJÖVÄGEN 17
SE-335 04 · HILLERSTORP
SWEDEN**

**TEL +46 (0)370-37 37 30
INFO@AXELEN.TE
AXELEN.COM**

BG инструкции за монтаж
CZ Montážní návod
DE Montageanleitungen
DK Monteringsvejledning
EE Paigaldusjuhendid
ES Instrucciones de montaje
FI Kokoaamisohje
FR Les instructions d'assemblage
GR οδηγίες συναρμολόγησης
HU Összeszerelési utasítások
IE Treoracha cóimeála
IT Istruzioni di montaggio

LT Montavimo instrukcijos
LV Montāžas instrukcijas
MT Istruzzjonijiet għall-immuntar
NL Montage-instructies
PL Instrukcje składowania
PT Instruções de montagem

SE Monteringsanvisningar
SI Navodila za montažo
SK Návod na montáž
UK Assembly guide

C-number (for internal use)	Drawing-ID	Part/Assembly/Config ID (for internal use)	Description / Article number	Version
C-0005538-01	KR-KVC-3-220	Default(KVC-3-220)	Cutting package vertical, X-Guard Classic, H:2200	A.4